

COMPRESSOR

Displacement (cm ³)	14
Diameter (mm)	31.19
Stroke (mm)	18.54
Net Weight (Kg)	12.9
Oil type	ISO VG 22 ESTER
Oil charge (cm ³)	400

MOTOR

Approximate Power (CV)	3/8
Voltage/Frequency (V/Hz)	200V 50Hz
Voltage range (V)	170-242
Code	61.581
Type	CSIR
Phase number	1 PH
Locked rotor current (A)	18.0
Main W. resist. at 25°C (Ω)	3.57
Start W. resist. at 25°C (Ω)	19.17

APPLICATION

Application	High/Mid. back pressure
Refrigerant	R134a
Evaporating (°C)	-25 to 10
Expansion	Capillar/Valve
Comp. cooling	Fan cooled
Max. ambient temp. (°C)	43

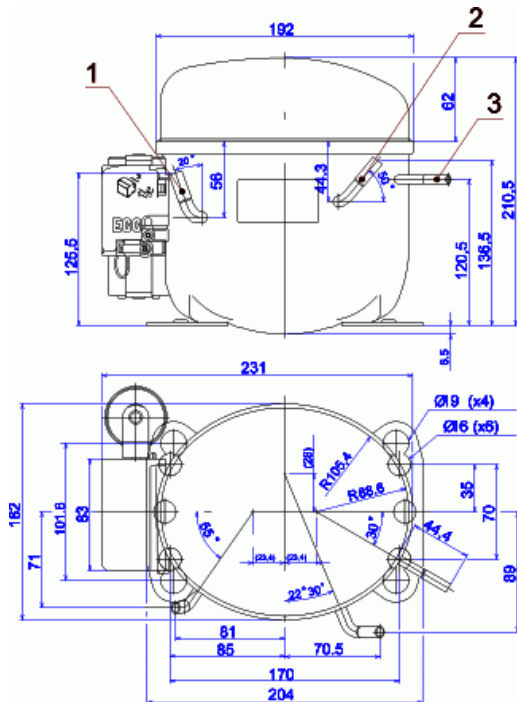
NOMINAL PERFORMANCE	CYCLE C	CYCLE D
Cooling capacity (kcal/h)	859	1030
Input power (W)	565	590
EER (kcal/Wh)	1.52	1.74
COP (W/W)	1.76	2.03
Current (A)	3.60	3.70

TEST CONDITIONS

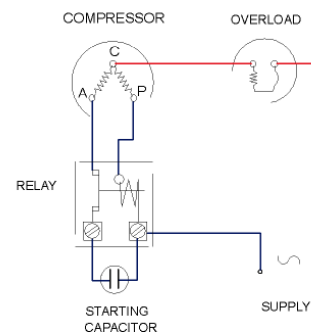
Evaporating temp. (°C)	5.0	7.2
Condensing temp. (°C)	55.0	55.0
Liq.t. entering expan. (°C)	55.0	46.0
Ambient t. and return (°C)	32.0	35.0
Tens/Freq (V/Hz)	200V 50Hz	200V 50Hz

ELECTRICAL COMPONENTS

Relay	2014 158.	
Pick-Up (A)	9,05	
Drop-Out (A)	7,70	
Protector	MRA38138	T0268/G.
Current (A)	15.3	15.0
Time check (seg)	7.5-14	7.5-14
Disc temp. (Open/Close) (°C)	105.0 / 52.0	105.0 / 52.0
Starting capacitor (μF/V)/F/V)	47- 56 / 330	

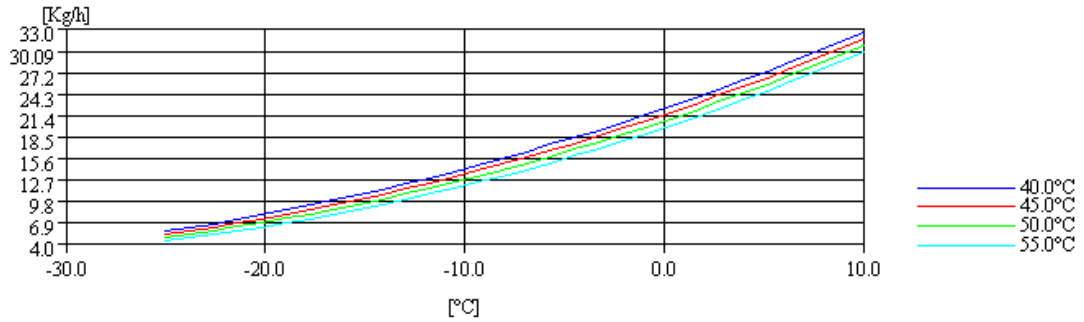
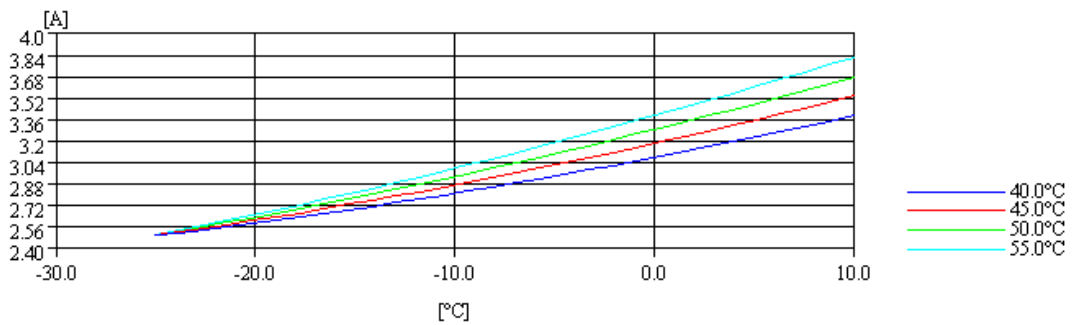
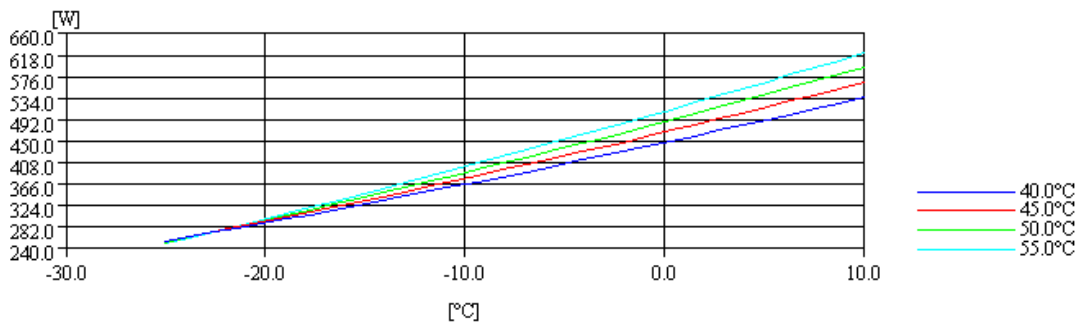
DIMENSIONS AND ELECTRICAL DIAGRAM


DESIGNATION	INTERNAL DIAM. (MM)
1	Suction/Service 8,1
2	Service/Suction 8,1
3	Discharge 6,5

CSIR


TEST CONDITIONS

Voltage/frequency	200V 50Hz
Ambient t. and return	35 °C
Liq.t. entering expan.	Subcooling 9 K

MASS FLOW

INTENSITY

CONSUMPTION

COOLING CAPACITY
